


Unlocking the Secrets of Stock Trading: Strategies, Technical Analysis, Options Pricing, and Volatility

Welcome to the fascinating world of stock trading, where fortunes are made and lost with every market move. To navigate this complex and dynamic landscape, you need more than just luck—you need a comprehensive understanding of trading strategies, technical analysis, options pricing, and volatility.



Stock Market Investing for Beginners: The Bible 6 books in 1: Stock Trading Strategies, Technical Analysis, Options , Pricing and Volatility Strategies, Swing and Day Trading with Options by William L. Anderson

★★★★☆ 4.5 out of 5

Language	: English
File size	: 7004 KB
Text-to-Speech	: Enabled
Screen Reader	: Supported
Enhanced typesetting	: Enabled
X-Ray	: Enabled
Print length	: 586 pages
Lending	: Enabled

FREE

DOWNLOAD E-BOOK



This article will provide you with an in-depth exploration of these essential elements, empowering you to make informed decisions and maximize your trading potential.

Stock Trading Strategies

The first step in stock trading is to define your strategy—the roadmap that will guide your actions in the market. There are numerous strategies to choose from, each with its own set of strengths and weaknesses. Let's explore some of the most common:

1. Trend Following Strategies:

These strategies aim to identify and ride the wave of prevailing market trends. They involve buying stocks that are trending up and selling those trending down.



2. Value Investing Strategies:

Value investors seek to buy stocks that are trading below their intrinsic value. They believe that these stocks have the potential to appreciate as the market corrects its undervaluation.



3. Growth Investing Strategies:

These strategies focus on identifying companies with high growth potential. Growth investors believe that these companies can generate superior returns over the long term.



4. Momentum Investing Strategies:

Momentum investors buy stocks that are showing strong price momentum, betting on the continuation of that momentum. They aim to capture short-term gains.



Technical Analysis

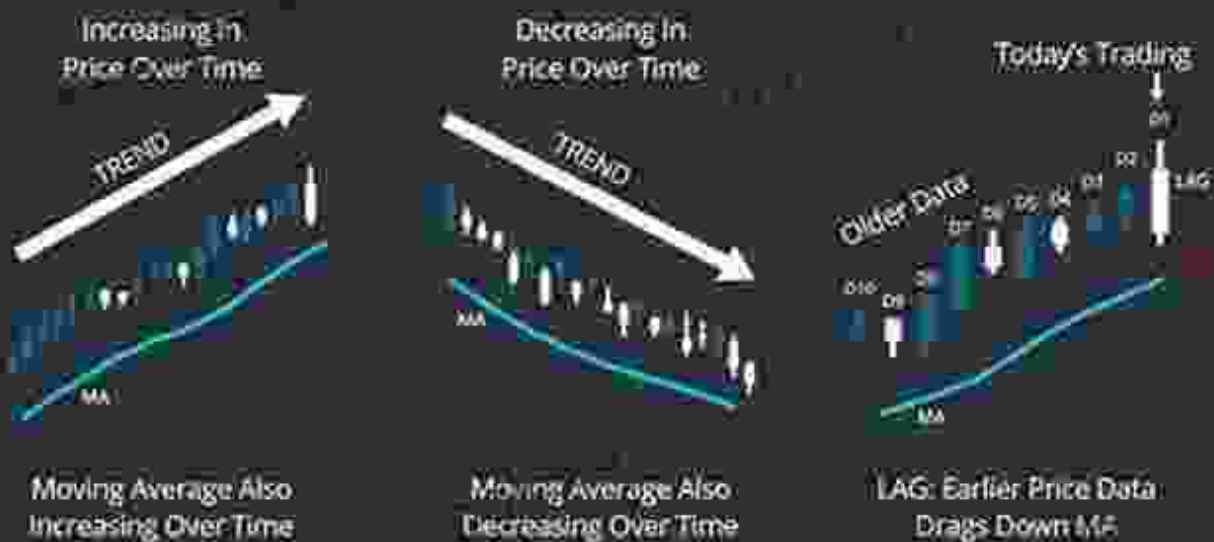
Technical analysis involves studying historical price data to identify patterns and trends that can help predict future market behavior. While not a foolproof science, technical analysis can provide valuable insights into market sentiment and potential trading opportunities.

Some common technical indicators include:

1. Moving Averages:

Moving averages smooth out price data, revealing underlying trends. They can be used to identify support and resistance levels.

MOVING AVERAGE RELATION TO PRICE AND LAG



2. Bollinger Bands:

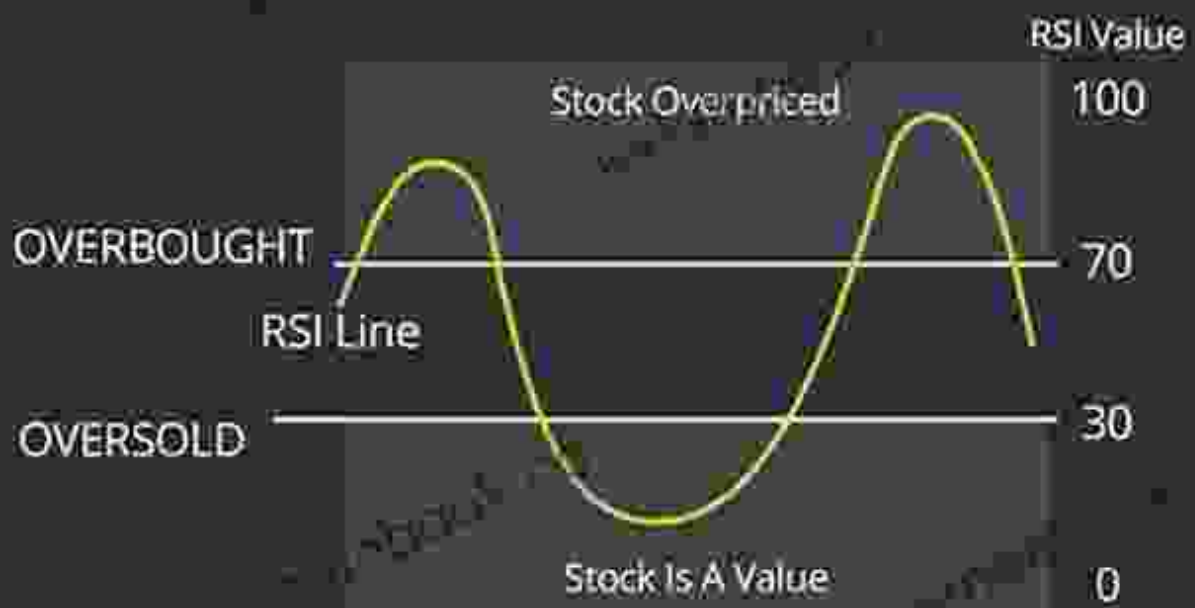
Bollinger Bands are volatility indicators that show the range within which the price is likely to move. They can help identify overbought and oversold conditions.



3. Relative Strength Index (RSI):

The RSI measures momentum and identifies overbought and oversold conditions. It can be used to identify potential reversal points.

THE RSI OSCILLATING PRICE MOMENTUM INDICATOR



Options Pricing and Volatility

Options are financial instruments that give traders the right, but not the obligation, to buy or sell an underlying asset at a specified price on a specific date. Understanding options pricing and volatility is crucial for effective options trading.

1. Options Pricing:

The price of an option depends on several factors, including the price of the underlying asset, the time to expiration, and the level of volatility.

Stock: GE		Price: 34.30		Expires: 1 month		
Call Option				Put Option		
Intrinsic Value	Time Value	Option Price	Strike Price	Intrinsic Value	Time Value	Option Price
4.30	0.70	5.00	30.00	0.00	0.97	0.97
0.00	0.51	0.51	35.00	0.20	0.40	0.60
0.00	0.01	0.01	40.00	3.20	0.00	3.20

Stock: GE		Price: 34.30		Expires: 9 months		
Call Option				Put Option		
Intrinsic Value	Time Value	Option Price	Strike Price	Intrinsic Value	Time Value	Option Price
4.30	1.05	5.35	30.00	0.00	3.37	3.37
0.00	1.70	1.70	35.00	0.20	2.02	2.22
0.00	1.71	1.71	40.00	3.20	0.35	3.55

In the Money

Investopedia


2. Volatility:

Volatility measures the magnitude of price fluctuations. High volatility can lead to rapid price changes and increased risk.

Mastering stock trading strategies, technical analysis, options pricing, and volatility is a journey that requires dedication, practice, and a deep understanding of the financial markets. By embracing the concepts outlined in this article, you can equip yourself with the knowledge and skills necessary to navigate the complexities of trading and potentially achieve your financial goals.

Remember, investing and trading involve risk, and it's essential to conduct thorough research, seek professional advice when needed, and invest wisely within your risk tolerance.

May the markets be in your favor as you embark on your trading journey!



Stock Market Investing for Beginners: The Bible 6 books in 1: Stock Trading Strategies, Technical Analysis, Options , Pricing and Volatility Strategies, Swing and Day Trading with Options by William L. Anderson

★★★★☆ 4.5 out of 5

Language : English
File size : 7004 KB
Text-to-Speech : Enabled
Screen Reader : Supported
Enhanced typesetting : Enabled
X-Ray : Enabled
Print length : 586 pages
Lending : Enabled



The Fading Flower and Swallowing the Sun: Unveiling the Symbolism and Cultural Importance

"The Fading Flower and Swallowing the Sun" is a powerful and enigmatic image that has captured the imagination of artists, writers, and scholars for centuries....



La Danza by Rossini: A Captivating Work for Flute Quartet

La Danza is a captivating composition for flute quartet by the renowned Italian composer Gioachino Rossini. Written in 1829, this vibrant and energetic piece showcases...